

Rocketbuster Boots USA

115 South Anthony Street

El Paso, Texas 79901

Phone: 915-541-1300

Web Address: www.rocketbuster.com

Our phone hours are Monday - Friday 9:00 am - 5:00 pm MST. Please **DO NOT** hesitate to call if you need help with this form (It's easier than it looks!)

INSTRUCTIONS

Troubleshooting: Please help us with these specifics to enable a better fit.

★ Do you have trouble getting into shoes or boots? (This would indicate a high instep)

Yes No Explain _____

★ ARE YOUR FEET?

Narrow Normal Wide

★ Please indicate the location of any injuries, corns, bunions, broken toes, or other sensitive spots that might need special consideration. _____

(You can indicate these spots on your tracing with a ★)

★ **Shoe Size (IMPORTANT!** This is the reference point upon which all measurements are compared)

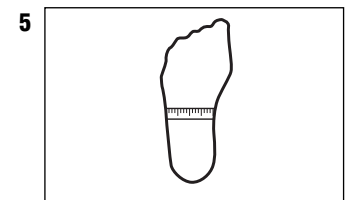
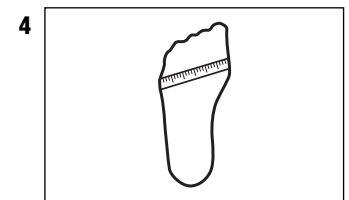
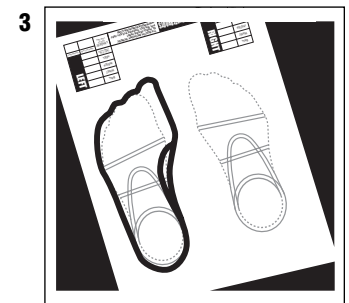
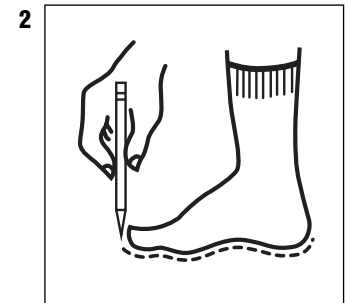
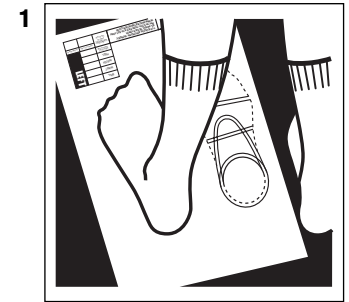
Men's _____ Ladies _____

While standing in socked feet evenly distribute your weight with one foot on the paper directly on top of the dotted line (1). Make sure your complete foot is on the paper so the pencil does not run off the edge). If you make mistake use a different color pencil and indicate which line is correct. Trace yourself or enlist the help of a friend. Hold the pencil perpendicular to the ground and outline the foot all the way around. **DO NOT tilt the pencil** (2) when you have outlined the entire foot you may tilt to the inside of the foot to indicate the arch placement (3). Congratulations you have traced your first foot! Now slide the paper over and trace the other. After completing the outlines of your feet take a soft tape measure and begin your measurements. For each of these measurements the tape goes completely around the foot.

(**NOT** from side to side)

Ball: The widest part at the front of your foot (4).

Waist: Under the arch and around to the top of your foot (5).



Instep: Hook the tape under the heel and bring it around to the front of the instep (some people have a pronounced bone at this point) (6).

Heel: Hook the tape under the heel and round to the front to the ankle (7).

Calf @ 12" Up: Measure up your leg 12" from the ground and around your calf. (This measurement is very important. Most boots are 12" tall, this measurement indicates how well they will fit your leg (8).

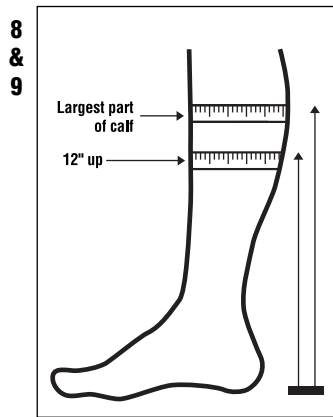
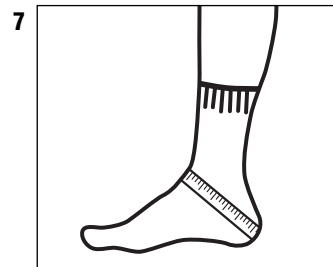
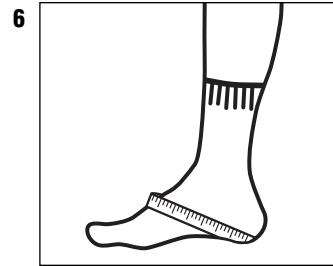
Largest Part of Calf: This will be two measurements. First, how high up from the ground is the largest part of your calf? Second, what is the circumference? (9)

Repeat These Measurements For Both Feet

Signature: When you are finished, please sign to confirm all details for your design.

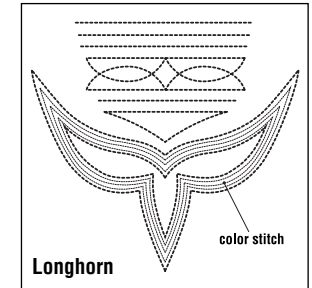
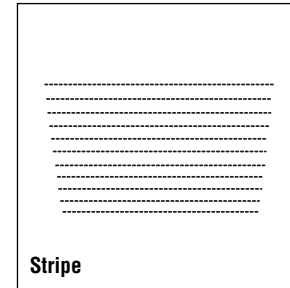
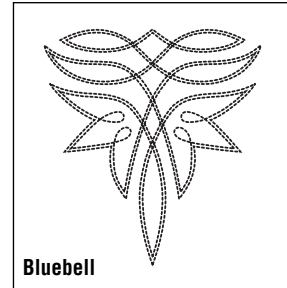
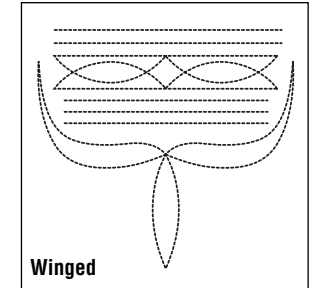
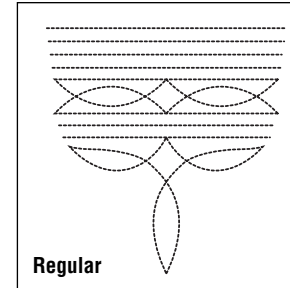
X _____

Date: _____

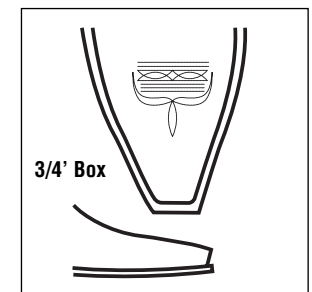
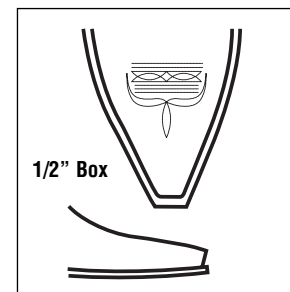
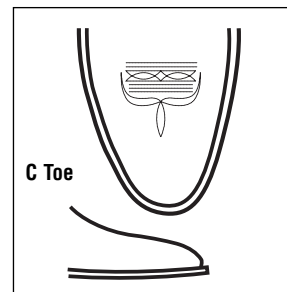
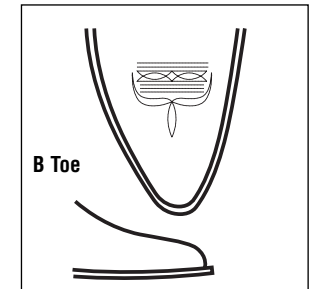
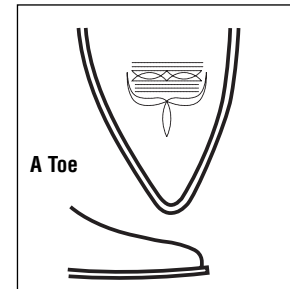
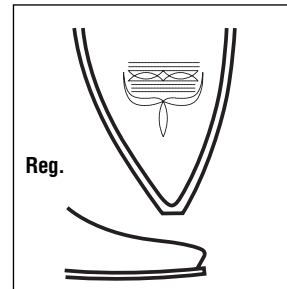


MEDALLION STYLES

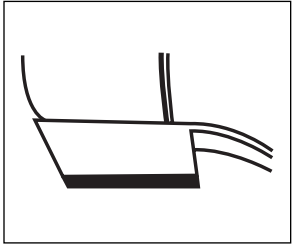
Please fill in a stitching color choice below. For the "Longhorn" style, you will need to choose two colors inside and out.



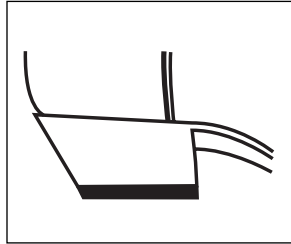
TOE SHAPES



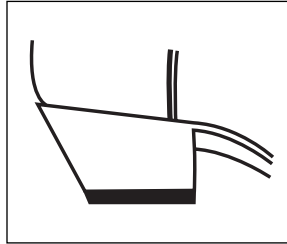
HEELS



1 1/2" Low Block



1 3/4" Regular



2" Highest Heel

Heel Finish Black Brown Dark Chocolate

Medallion Style _____

Medallion Stitch Color _____

Toe Shape
Reg. A B C 1/2 3/4

Name Your Style " _____ "

Your Name: _____

ROCKETBUSTER BOOTS

115 SOUTH ANTHONY STREET
EL PASO, TEXAS 79901
PH: 915-541-1300 FAX 915-541-7067
WWW.ROCKETBUSTER.COM

Name: _____

Address: _____

City: _____ **State:** _____ **Zip:** _____

Telephone: _____

Email: _____

Please give us an address where someone will be present to sign for your package. We ship Fed Ex 3rd day...It's insured, trackable and fast.

Ship To Address:

Name: _____

c/o Company: _____

Address: _____

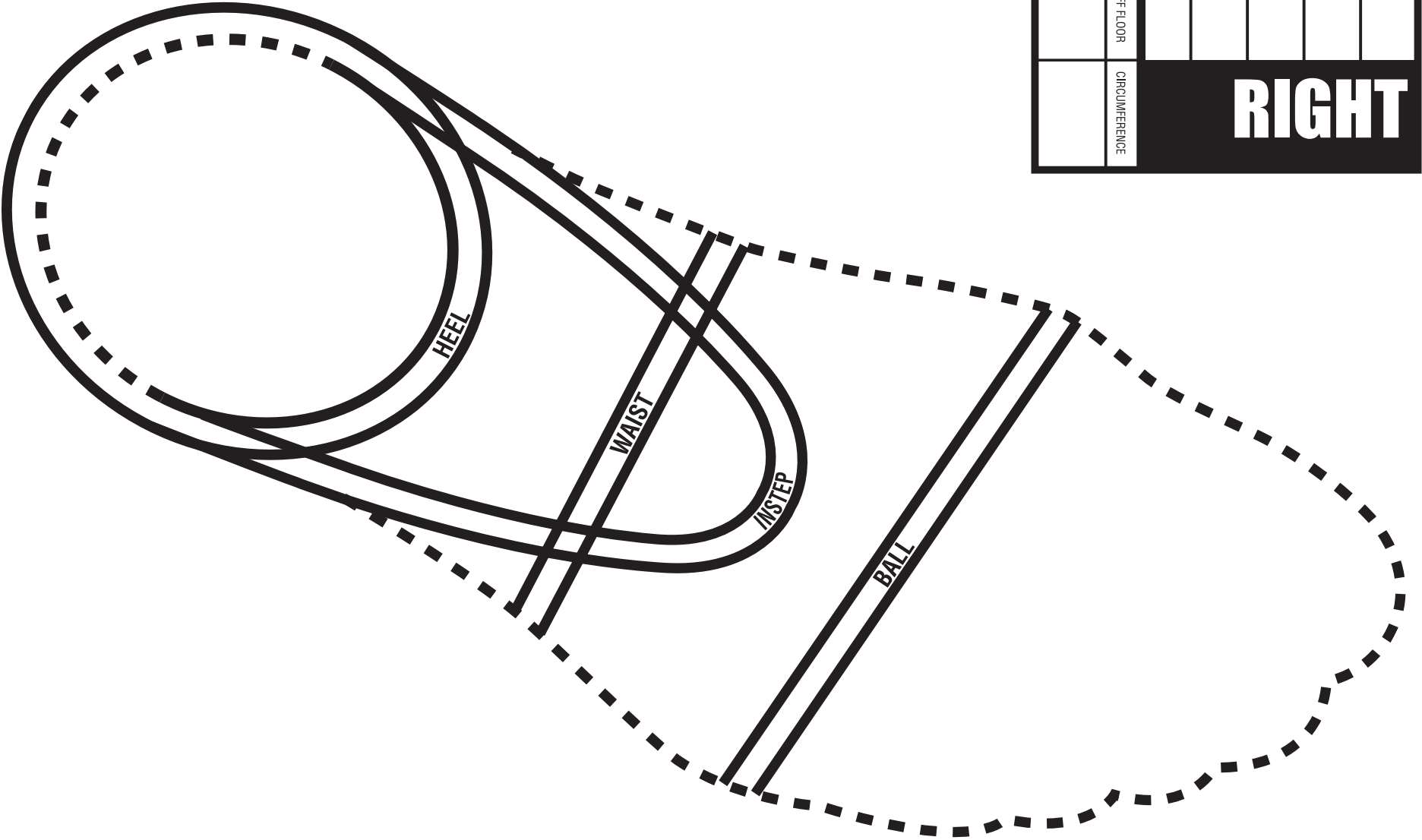
City: _____ **State:** _____ **Zip:** _____

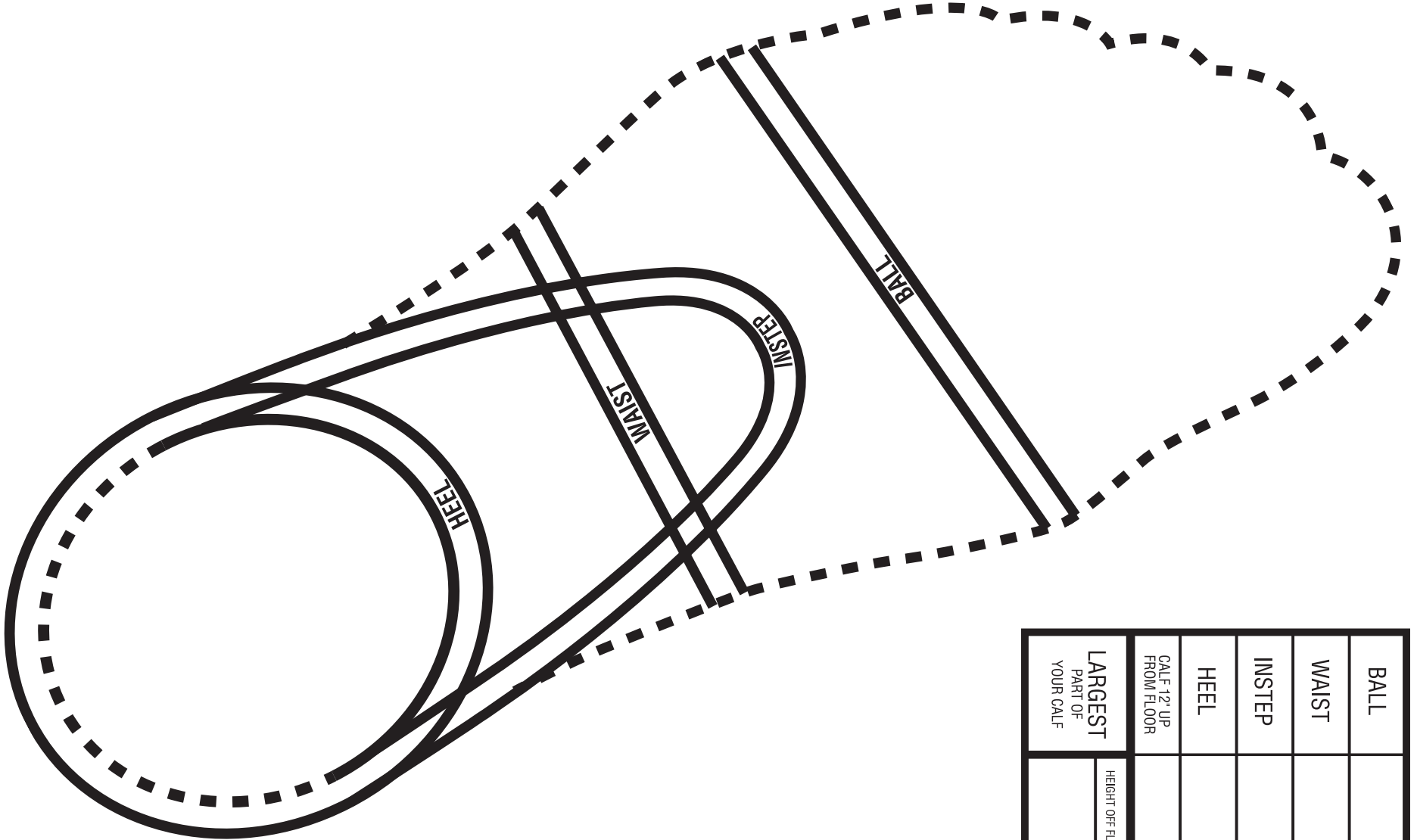
Telephone: _____



We will call you before shipping to let you know what day to expect your package.

BALL			RIGHT
WAIST			
INSTEP			
HEEL			
CALE 12" UP FROM FLOOR			
LARGEST PART OF YOUR CALF	HEIGHT OFF FLOOR	CIRCUMFERENCE	





		LEFT	
BALL			
WAIST			
INSTEP			
HEEL			
CALF 12" UP FROM FLOOR			
LARGEST PART OF YOUR CALF	HEIGHT OFF FLOOR	CIRCUMFERENCE	